
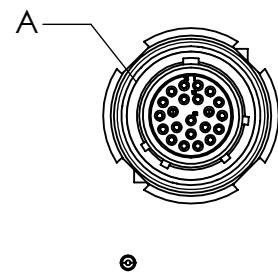
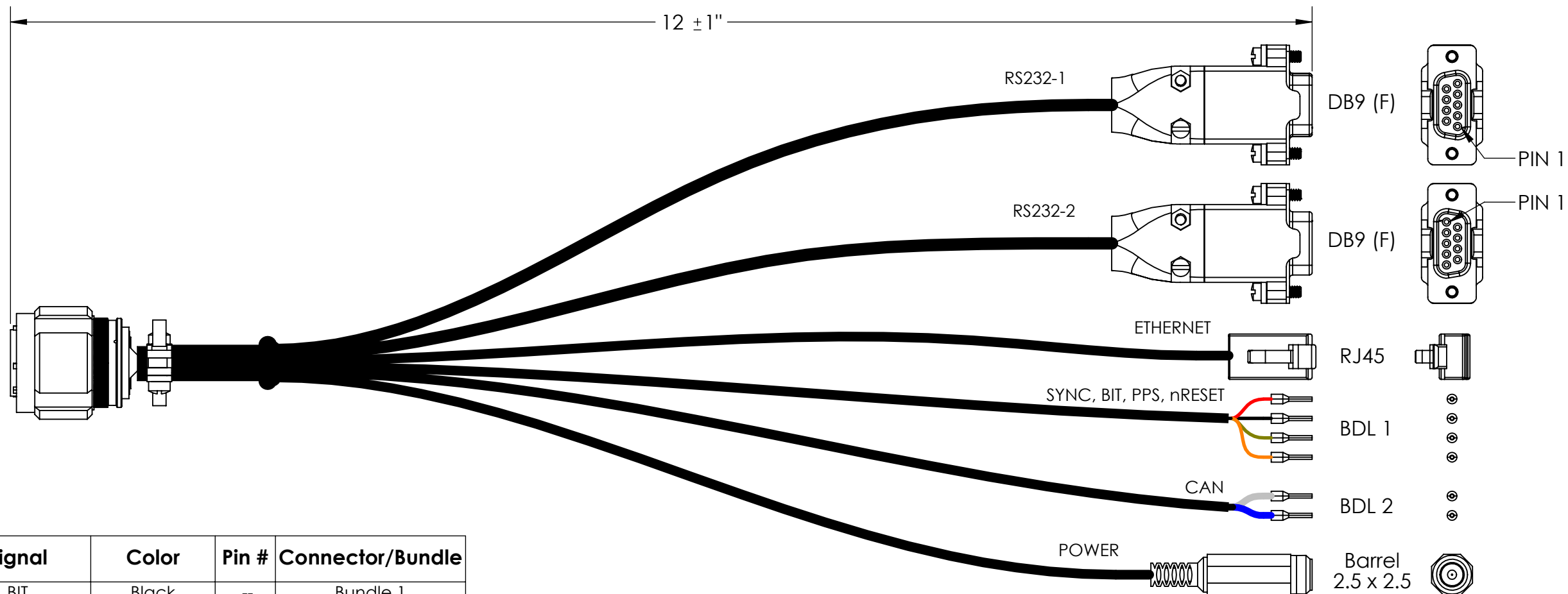


THE INFORMATION IN THIS DRAWING IS THE SOLE PROPERTY OF ANELLO PHOTONICS INC. ANY REPRODUCTION IN PART OR WHOLE WITHOUT THE WRITTEN PERMISSION OF ANELLO PHOTONICS INC. IS PROHIBITED

NOTES, UNLESS OTHERWISE SPECIFIED:

1. DIMENSIONS AND TOLERANCES ARE IN ACCORDANCE WITH ASME Y14.5M-1994.
2. INTERPRET DRAWING IN ACCORDANCE WITH ASME Y14.100.
3. THIS IS A CAD GENERATED PART. FOR DIMENSIONAL OR ANY INFORMATION NOT SHOWN ON THIS DRAWING, ANALYZE THE CAD MODEL.
4. DIMENSIONS ARE IN INCHES.

REVISIONS				
ZONE	REV.	DESCRIPTION	DATE	APPROVED
	1	Initial Release	10/22/25	
	2	Changed Color Code for CAN Wires	12/4/2025	
A4	3	nReset Wire Added	2/20/2026	



DETAIL A
SCALE 3 : 1

Connector	Pin #	Signal	Color	Pin #	Connector/Bundle	
Conn, 22pin, Circular MIL-DTL-38999 Series III 38999/26WC35SN	1	BIT	Black	--	Bundle 1	
	2	GND	Black	5	DB9 F	
	3	RS232-1_Rx	Red	3		
	4	RS232-1_Tx	Brown	2		
	5	CAN_P	White	--	Bundle 2	
	6	CAN_N	Blue	--		
	7	PPS1	Red	--	Bundle 1	
	8	nRESET	Orange	--	Bundle 1	
	11	RS232-2_Tx	Brown	2	DB9 F	
	12	RS232-2_Rx	Red	3		
	13	GND	Black	5	Bundle 1	
	14	SYNC	Brown	--		
	15	ETH-RD_N	Green	6		
	16	ETH_RD-P	White/Green	3	RJ45	
	17	POW_GND	Black	2	Power	
	18	POW_VIN	Red	1		
	20	ETH_TD_P	White/Orange	1	RJ45	
	21	ETH_TD_N	Orange	2		
	9,10,19,22	--	--	--	NC	--

PRELIMINARY

UNLESS OTHERWISE SPECIFIED DIMENSIONS ARE IN INCHES		SOLIDWORKS GENERATED DRAWING DO NOT MANUALLY UPDATE			
TOLERANCES ARE:	ANGLES 2.5°	APPROVALS	DATE		
DECIMAL .X ± .1		DWGN T. Kridl	10/22/25	Assy, Cable, A0 Maritime Breakout	
.XX ± .01		CHKD		SIZE B	DWG. NO. 25002301-25
.XXX ± .005	INTERPRET PER ASME Y14.5-2009			SCALE: 1:4	REV 3
MATERIAL SEE NOTES		DRAWING PROJECTION		SHEET 1 OF 1	
FINISH SEE NOTES					
DO NOT SCALE DRAWING					